

Sam Houston State University Charter School

Month End Financial Report

March 31, 2019

Prepared by: Brytnie Miñiel, Business Manager



Table of Contents

Page 2	Graphs: Average Student Enrollment and Average Daily Attendance
Page 3	Graphs: Budgeted Revenue vs. Summary of Finances and Administrative Cost Ratio
Page 4	Reports: Financial Trend Analysis and Budget to Actual Progression
Page 5	Report: Year-to-Date Budget to Actual
Page 6	Reports: IDEA-B Maintenance of Effort and Program Intent Allotments
Page 7	Report: Federal Fiscal Status

Sam Houston State University Charter School

Average Student Enrollment and Average Daily Attendance



Sam Houston State University Charter School







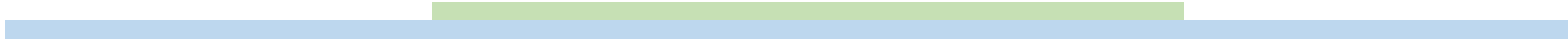






Month	Jul	Aug	Sep	Oct	Nov	Dec	Jan	Feb	Mar	Apr	May	Jun	Jul	Aug
Percent of Year Complete			8%	17%	25%	33%	42%	50%	58%	67%	75%	83%	92%	100%

Test 2 - State and Local - Previous Fiscal Year \$ 107,625.00 107,625.00 Aug 1 2 5 6 r



**Sam Houston State University Charter School
Federal Program Fiscal Status**

March 31, 2019 - Fiscal Year is 58% Complete

Federal Risk Rating for Noncompliance - LOW

Object Code	Budget	Expenses Before FY19	Total Percent Expended Before FY19	Balance Remaining for FY19	FY19 YTD Expenses	Total Percent Expended	Balance Remaining	FY19 Indirect Cost Rate	Grant Award Period	Notes
6100	\$ -	\$ -	-	\$ -	\$ -	-	\$ -	0.00%	05/01/17 - 07/31/2019	Current Commitments: \$3,779.34
6200	\$ 17,000.00	\$ 2,384.76	14.03%	\$ 14,615.24	\$ 1,323.00	21.81%	\$ 13,292.24			
6300	\$ 757,000.00	\$ 610,945.53	80.71%	\$ 146,054.47	\$ 28,870.61	84.52%	\$ 117,183.86			
6400	\$ 26,000.00	\$ 17,214.71	66.21%	\$ 8,785.29	\$ 3,655.75	80.27%	\$ 5,129.54			
Indirect Costs	\$ -	\$ -	-	\$ -	\$ -	-	\$ -			
TOTAL	\$ 800,000.00	\$ 630,545.00	78.82%	\$ 169,455.00	\$ 33,849.36	83.05%	\$ 135,605.64			
6100	\$ 6,188.00	\$ 2,913.50	47.08%	\$ 3,274.50	\$ 3,271.84	99.96%	\$ 2.66	3.853%	02/06/18 - 09/30/19	Current Commitments: \$2,280.02
6200	\$ 10,855.00	\$ 3,993.05	36.79%	\$ 6,861.95	\$ 1,380.00	49.50%	\$ 5,481.95			
6300	\$ -	\$ -	-	\$ -	\$ -	-	\$ -			
6400	\$ -	\$ -	-	\$ -	\$ -	-	\$ -			
Indirect Costs	\$ 781.00	\$ 593.18	75.95%	\$ 187.82	\$ (21.26)	73.23%	\$ 209.08			
TOTAL	\$ 17,824.00	\$ 7,499.73	42.08%	\$ 10,324.27	\$ 4,630.58	68.06%	\$ 5,693.69			
6100	\$ -	\$ -	-	\$ -	\$ -	-	\$ -	3.853%	02/06/18 - 09/30/19	Current Commitments: \$0.00
6200	\$ 676.00	\$ 125.00	18.49%	\$ 551.00	\$ -	18.49%	\$ 551.00			
6300	\$ -	\$ -	-	\$ -	\$ -	-	\$ -			
6400	\$ -	\$ -	-	\$ -	\$ -	-	\$ -			
Indirect Costs	\$ 30.00	\$ 9.88	32.93%	\$ 20.12	\$ -	32.93%	\$ 20.12			
TOTAL	\$ 706.00	\$ 134.88	19.10%	\$ 571.12	\$ -	19.10%	\$ 571.12			
6100	\$ 8,000.00	\$ -	0.00%	\$ 8,000.00	\$ -	0.00%	\$ 8,000.00	3.853%	08/20/18 - 09/30/19	Current Commitments: \$2,756.21
6200	\$ 8,054.00	\$ -	0.00%	\$ 8,054.00	\$ 2,243.79	27.86%	\$ 5,810.21			
6300	\$ -	\$ -	-	\$ -	\$ -	-	\$ -			
6400	\$ -	\$ -	-	\$ -	\$ -	-	\$ -			
Indirect Costs	\$ 624.00	\$ -	0.00%	\$ 624.00	\$ 86.47	13.86%	\$ 537.53			
TOTAL	\$ 16,678.00	\$ -	0.00%	\$ 16,678.00	\$ 2,330.26	13.97%	\$ 14,347.74			
6100	\$ -	\$ -	-	\$ -	\$ -	-	\$ -	3.853%	08/20/18 - 09/30/19	Current Commitments: \$0.00
6200	\$ 381.00	\$ -	0.00%	\$ 381.00	\$ -	0.00%	\$ 381.00			
6300	\$ -	\$ -	-	\$ -	\$ -	-	\$ -			
6400	\$ -	\$ -	-	\$ -	\$ -	-	\$ -			
Indirect Costs	\$ 15.00	\$ -	0.00%	\$ 15.00	\$ -	0.00%	\$ 15.00			
TOTAL	\$ 396.00	\$ -	0.00%	\$ 396.00	\$ -	0.00%	\$ 396.00			
6300	\$ 80,116.22	\$ 79,904.68	99.74%	\$ 211.54	\$ -	99.74%	\$ -	N/A	School Years 2017-2018 and 2018-2019	This is not a federal grant.
TOTAL	\$ 80,116.22	\$ 79,904.68	99.74%	\$ 211.54	\$ -	99.74%	\$ 211.54			